

Safely Handling Pesticides

Safely Handling Pesticides



Table of Content

Store Pesticides Properly	3
Mix & Load Pesticides Properly	3
Apply Pesticides Properly	4
Don't Eat, Drink Or Smoke Around Pesticides	4
Avoid Pesticide Exposure	5

RESOURCES

The Division of Workers' Compensation (DWC) also offers several free Agriculture safety publications online at <http://www.tdi.texas.gov/wc/safety/videoresources/index.html>.

DWC features a free occupational safety and health audiovisual library. For more information, call 512-804-4620 or visit the DWC website at <http://www.tdi.texas.gov/wc/safety/videoresources/avcatalog.html>.

Safety module created by AgSafe. This publication is compiled from various reference sources and is designed to provide current and authoritative information on the subject matter covered. Information about the Agsafe Project can be obtained by writing to Agsafe, 140 Warren Hall, University of California, Berkeley, CA 94720.

Division of Workers' Compensation


Resource Center • 512-804-4620 • resourcecenter@tdi.texas.gov

Safety Violations Hotline • 1-800-452-9595 • safetyhotline@tdi.texas.gov

STORE PESTICIDES PROPERLY

Not only is it important, but it is also legally required that pesticides be stored in a safe, secure and well-identified place.

- Pesticides should be stored in a properly labeled container with the label clearly visible. Never store pesticides in old bottles or food containers where they could be mistaken for food or drink for people or animals.
- You must never store pesticides near food, feed or seed.
- Store pesticides in containers that can be tightly sealed. Check the containers regularly to make sure they have no leaks, breaks, tears, or defects.
- Store pesticides in a location away from freezing temperatures or extreme heat.
- All pesticides are to be stored under lock and key at all times. The building, room, or structure where they are stored should be clearly marked with pesticide warning signs.



MIX AND LOAD PESTICIDES PROPERLY

Many injuries occur when chemicals are being mixed. The most dangerous pesticide job is pouring and mixing the concentrated chemicals.

- Before you begin to mix the chemical, **READ THE LABEL**.
- Before handling a pesticide, put on protective clothing (coveralls, gloves, boots, goggles or face shield, hat, and respirator if the label indicates one must be worn.)
- Mix the pesticides outdoors where there is good ventilation and light.
- Stand upwind of the pesticide to avoid contaminating yourself.
- Use a specifically designated sharp knife to open pesticide bags. Do not use scissors or a personal knife; do not tear bags open.
- Measure accurately and use only the amount specified on the label. It's against the law to use more than the label directions indicate.
- When removing concentrated material from the container, keep the container below eye level to avoid splashing or spilling the pesticide into your face and eyes.
- If you splash or spill a pesticide, **STOP IMMEDIATELY!** Remove your contaminated clothing and wash it thoroughly with soap and water. Speed is essential when you or your clothing are contaminated. Remember also to clean up the spill.



APPLY PESTICIDES PROPERLY


Careful attention to simple guidelines during pesticide mixing and application will greatly increase your ability to control the pest and will make your job much safer for you and those around you.

- Before you begin to apply a pesticide, READ THE LABEL and put on the required protective clothing.
- Check the equipment for leaking hoses or connections and plugged or worn nozzles, and examine the filter to see that it's clean and free of debris.
- Clear all livestock, pets and people from the area to be treated and calibrate your equipment before you begin to use it to ensure the proper amount is coming out.
- Mix the pesticide at the recommended rate and apply it at the specified dosage. Make sure the measurement device you use is a proper, commercially designed device for applying pesticides. Do not guess at the measurement. Apply pesticides only at the correct time and under favorable weather conditions. Never apply a pesticide if the wind will cause the pesticide to drift out of the area to be treated.
- Use extreme care to prevent the pesticide from contaminating streams, ponds, lakes, or other bodies of water.
- As with any safe handling training, it is important to know what you can do to prevent becoming exposed to a toxic substance. Outlined below are pointers about pesticide exposure.



DON'T EAT, DRINK OR SMOKE AROUND PESTICIDES

Do not carry cigarettes in your pockets, nor eat or drink while working with pesticides. Your cigarettes can absorb pesticide film or residue that could make you sick. Also, be careful not to wipe your face with your shirtsleeves. This could put the pesticide directly onto your bare skin.



AVOID PESTICIDE EXPOSURE



There are four ways that pesticides can enter the body: through the skin, the mouth, the nose and the eyes. Pesticides can enter your body in solid, liquid, or gaseous form.

It's particularly important to remember that highly concentrated and highly toxic chemicals, especially liquids and gases, present the greatest danger. If they are not washed off immediately, the liquid concentrates can penetrate your unbroken skin. The longer a pesticide remains on your skin or in your eyes, or the longer you inhale it, the greater the damage that is likely to occur.

Protective clothing, such as coveralls, aprons, boots, gloves, goggles and face shields, and respirators provide protection against exposure to these chemicals. Absorption through the skin is the most common form of poisoning. Absorption may occur

from a splash, spill or drift when mixing, loading, applying, or disposing of pesticides. It may also result from exposure to large amounts of residue while cleaning out clogged nozzles and filter screens. Generally, wettable powders, dusts and granular pesticides are not as easily absorbed through the skin and other body tissues as are the liquid forms. Again, consistent use of proper protective clothing will greatly reduce the potential risk of pesticide absorption.

If a pesticide is taken into the mouth in sufficient amounts, it may cause either serious illness, severe injury, or even death. The most frequent cases of accidental oral exposure are those when pesticides have been taken out of their original labeled container and illegally put into an unlabeled bottle or food container. For this reason, always store a pesticide in a properly labeled container. If you get a clogged spray line or nozzle, never use your mouth to clear it. And never eat or smoke until you have left the spray area and have washed off thoroughly with soap and water.



Pesticides that are inhaled in large enough amounts can cause serious damage to nose, throat, and lung tissues. Vapors and extremely fine particles are the most serious contributors to respiratory exposure. Wear your respirator while working with powder and liquid pesticides. If you are unsure if a respirator is needed, ask your supervisor.

The tissues of the eye are particularly sensitive and absorbent, which means getting pesticides in the eyes brings an immediate threat of loss of sight, illness, or even death. If pesticides get in your eyes, immediately flush your eyes with clean water for at least 15 minutes.